

Welcome To



Missoula County Public Schools is pleased to make **Zangle ParentConnection** available to students' parents and guardians.

**Zangle ParentConnection** provides parents/guardians direct access to their student's data via the Internet. Each Zangle ParentConnection user will be assigned a unique PIN number and password that will enable them to view their student's information, such as assignments, attendance, grades, transcripts and more.

### To log onto ParentConnection

From a computer with Internet access, open the web browser, (i.e.: Internet Explorer) and follow the instructions below:

A NOTE REGARDING "POP-UP" ADS AND AOL:  
POP-UP ADS must NOT BE BLOCKED from the ParentConnection Website.  
AOL Users Must Open Internet Explorer in a Separate Window. ParentConnection WILL NOT open while using the AOL browser.

#### **Step 1** Enter the URL Address of the MCPS website:

<http://www.mcps.k12.mt.us>

A link to ParentConnection is also available on each high school website.

#### **Step 2.** Enter PIN and Password, click Logon

**PIN:** This is a unique number assigned randomly By the computer and cannot be changed.

**Password:** This is the initial password assigned To you and can be changed by you. (Account Maintenance instructions). The password is case Sensitive so please enter exactly as listed.



**PIN**

**Password**

Your login information



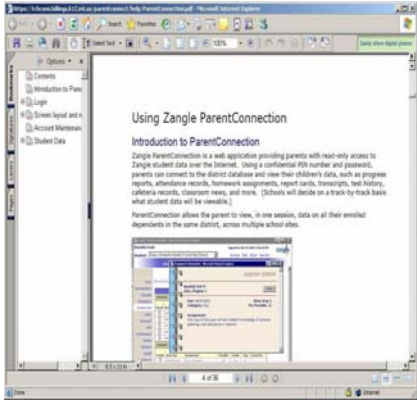

PIN \_\_\_\_\_ Password \_\_\_\_\_

Missoula County Public Schools

### Step 3. Select a Student:

If you have students enrolled in more than one school you will have the option to choose which of your dependents you choose to view. If you have only one student this student will be displayed automatically.

### Step 4. The Zangle Menu Banner: (In the Upper Right Corner of the Page)

		
<a href="#">Account</a> <a href="#">Help</a> <a href="#">About</a> <a href="#">Sign Out</a>		
<b>Account Maintenance</b>	<b>Help</b>	<b>Sign Out</b>
<p>The account Maintenance dialog box enables the user to edit their e-mail address and/or change their ParentConnection password.</p>  <p>Your e-mail address will allow you to receive communications from your student's school's office staff. This e-mail address will not be distributed outside the district.</p>	<p>Use this link to answer any questions you have regarding this website.</p> 	<p>It is important that you sign out once you have finished viewing.</p> <p>You will automatically be logged out of ParentConnection if this site is inactive for 20 minutes.</p> 

### Step 5. Navigate Student Data:

Click the links on the left side of the screen to view different types of data for the selected student.

[News](#)

[Demographics](#)

[Contacts](#)

[Schedule](#)

[Attendance](#)

[Assignments](#)

[Requests](#)

[Marks](#)

[Transcript](#)

[GPA](#)

[Grad Rqmnts](#)

[Behavior](#)

[Activities](#)

[Health](#)

[Cafeteria](#)

#### **Refreshing Data Pages:**

Data viewed in ParentConnection is “live”; therefore it may be updated in real time by the school while you are viewing data. You may need to refresh a page to view the changed data. There are three ways to refresh a page:

- 1) Click on a different link and then return to the original link.
- 2) Click the Refresh or Reload button in your browser window.
- 3) Press the F5 key on your keyboard.



Copyright ©2000-2009 C Innovation, Inc. All Rights Reserved.

<b>PIN</b>	<input type="text"/>
<b>Password</b>	<input type="password"/>

Logon

Reset

---

Missoula County Public Schools